

elan

E1

PERFORMANCE SPARK

- TRAILABLE
- SLEEPS 4 PERSONS
- LIFTING KEEL

A dream come true for anyone who has ever considered owning a sailing yacht.

“The Elan E1, dubbed “the pocket rocket”, was designed for maximum ease-of-use and ease-of-ownership, while ensuring superior sailing performance associated with her bigger siblings, the E1 offers a new concept of ownership. Minimizing every stage of preparation for a sailing vacation, a number of innovative solutions enable you to pack, drive and sail in no time. Like other day sailers, Elan E1 doesn’t require a berth in the marina, thus saving considerable cost, while her limited weight doesn’t demand big towing cars.”

Rob Humphreys



A close-up, slightly blurred photograph of a sailboat's deck and mast. The mast is white with blue and yellow rigging. The deck is made of light-colored wood. The background shows a body of water and a distant shoreline.

EXTERIOR

Once aboard the new E1, you will appreciate the numerous innovative solutions, designed to improve performance, ensure single-handed sailing capability, saving space and energy. In order to maintain the centre of buoyancy, the outboard engine is not mounted on the transom, but stored in a designated locker in the cockpit sole. Aside from performance advantages, the Elan E1's beamy hull form also provides an exceptionally large cockpit and interior volume for a design of this size. The Elan E1 also features tiller steering and a transom mounted mainsheet traveller (optional on S1) to further enhance the feeling of space in the cockpit and for ease of handling.





The retractable bowsprit brings an efficient asymmetric setting, bringing the rig's point of effort forward to enhance control at high speed.



Single tiller for easy handling and maximum control. Mainsheet traveller mounted on the transom for maximum cockpit space (optional on S1).

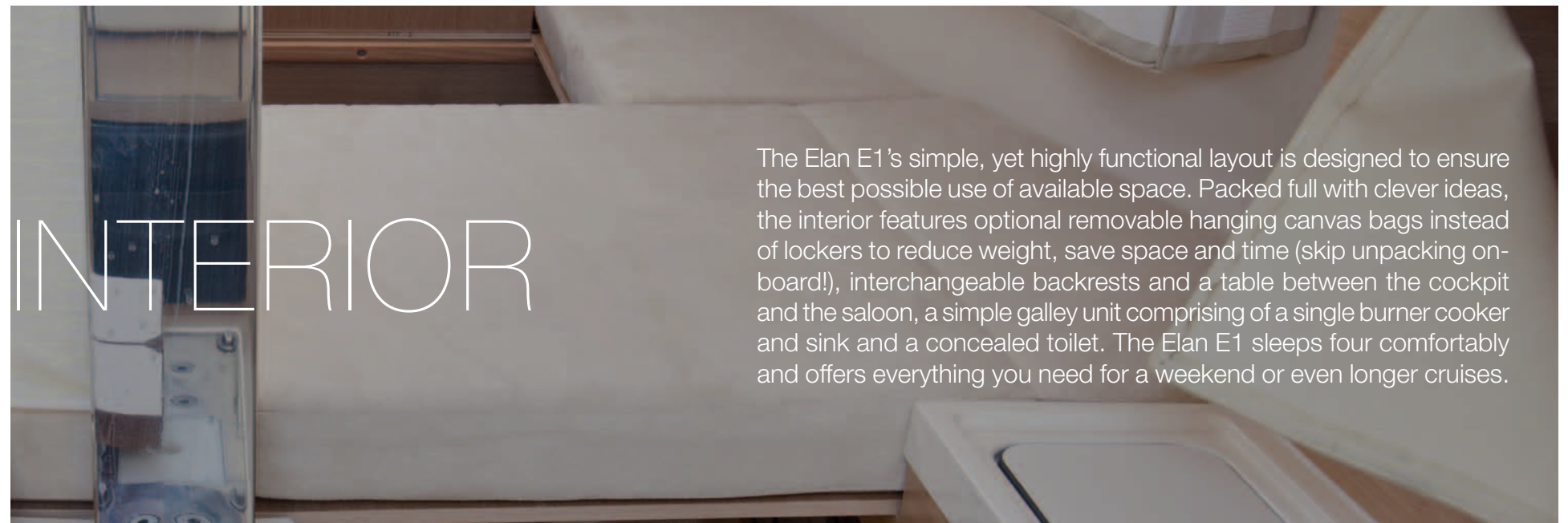


Twin rudders offer great control when heeled.

Removable table and backrests make the cockpit comfortable for four crew members.



In the cockpit sole there is a designated locker for an outboard engine which can be deployed within a self contained cartridge system.



INTERIOR

The Elan E1's simple, yet highly functional layout is designed to ensure the best possible use of available space. Packed full with clever ideas, the interior features optional removable hanging canvas bags instead of lockers to reduce weight, save space and time (skip unpacking on-board!), interchangeable backrests and a table between the cockpit and the saloon, a simple galley unit comprising of a single burner cooker and sink and a concealed toilet. The Elan E1 sleeps four comfortably and offers everything you need for a weekend or even longer cruises.





A simple galley includes a single burner gas cooker and a sink with storage for tableware and cutlery.



Optimized storage space.



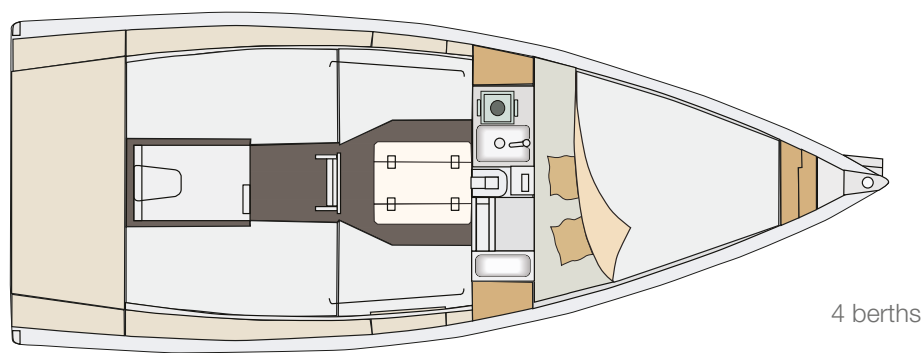
The practical integrated refrigerator keeps your supplies chilled.

Elan E1 easily sleeps 4 persons with a double forward berth and two single berths below the cockpit.



A chemical toilet is concealed under the forward berth. Privacy is ensured with a separation screen.

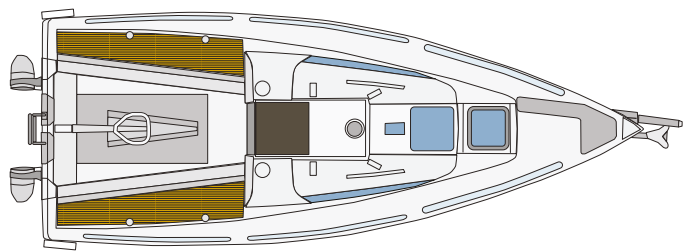
TECHNICAL SPECIFICATIONS



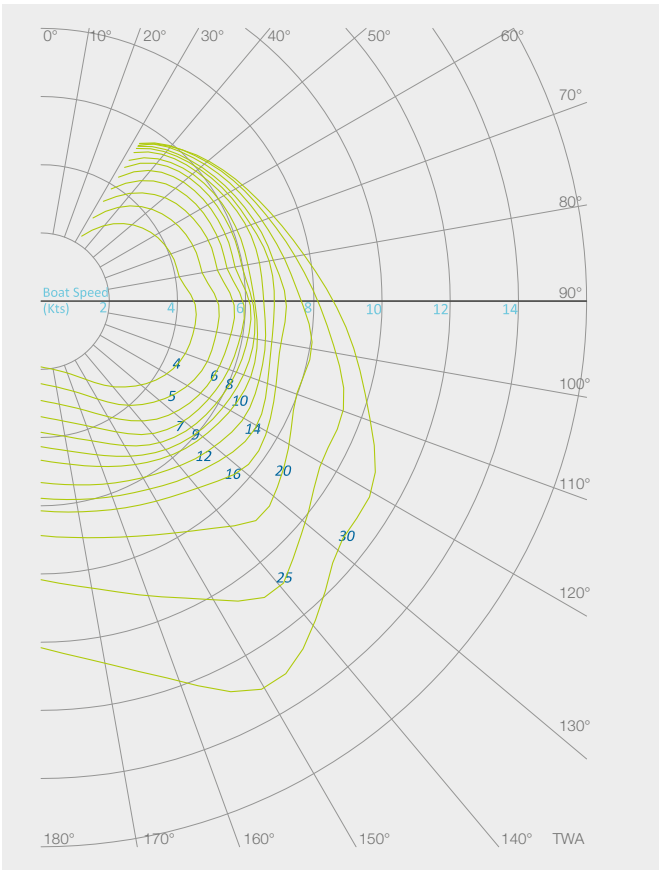
LENGTH OVERALL	6.34 m
HULL LENGTH	6.34 m
LENGTH AT WATERLINE	6.13 m
BEAM MAX	2.50 m
DRAFT - DOWN/UP	1.55 m/0.50 m
LIGHT DISPLACEMENT (mLCC)	990 kg
BALLAST	360 kg
OUTBOARD ENGINE (OPT.)	4.4 kW / 6 hp
WATER CAPACITY (OPT.)	55 liters

AIR DRAFT	10.60 m
MAINSAIL	16.50 m ²
JIB	11.60 m ²
GENNAKER	52.00 m ²
I	8.65 m
J	2.54 m
P	8.54 m
E	3.06 m
BOAT DESIGN CATEGORY CE	C
DESIGN	Humphreys Yacht Design & Elan Design Team

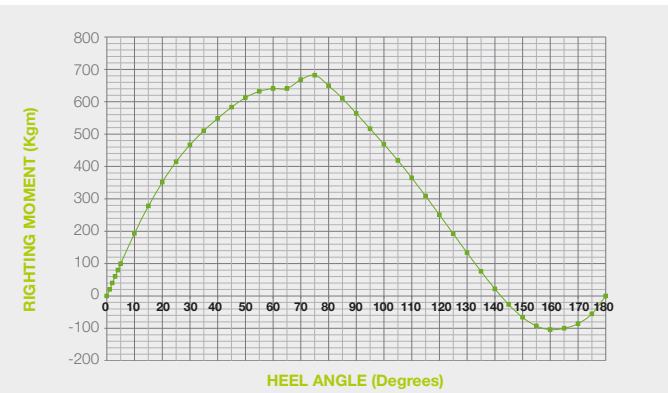
elan
E1



POLAR DIAGRAM



PRELIMINARY STABILITY CURVE



STANDARD



T-SHAPED KEEL



TWIN RUDDERS



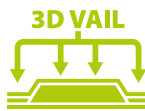
CHINED HULL



TILLER



HULL INFUSION



3D INFUSION



RETRACTABLE
GENNAKER POLE



OPEN COCKPIT

OPTIONALS



COCKPIT TABLE